

phonicsbanz headbands



phonicsbanz



phonicsbanz

phonicsbanz headbands



phonicsbanz



phonicsbanz

phonicsbanz headbands



phonicsbanz




phonicsbanz


How to play:

1. Cut out the phonicsbanz headbands. Carefully cut along the line for the card to slot into.
2. Pick a card and attach it to the phonicsbanz headband.
3. Player one sounds out the phonemes from their partners card. The other player must then guess what object or animal is on their card.
4. If a player guesses correctly then they can keep the card and play commences.
5. The winner is the player with the most cards at the end of the game.


phonicsbanz animal cards




snake




snail




dog



cat




sheep

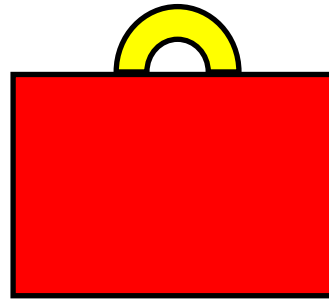


pig


phonicsbanz object cards




cake




bag



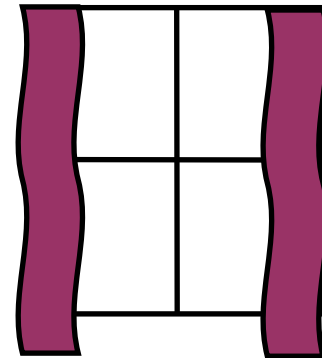
chair



car



book



window