

Phonics Bingo Instructions

The youngest player should start and then play continues clockwise. All players should be given the same coloured sheet or one with the same number of dots on to make it fair. These sheets have been differentiated by colour coding:

Red = phase 2

orange= 3a

green= 3b

yellow = 5a

blue = 5b

Roll all of the dice for the corresponding colour on your sheet, read out the sounds and use a counter to cover over any sounds on the sheet that match those on the dice. To cover over a split digraph (a-e, e-e, i-e, o-e, u-e) , players must roll both letters at the same time.


The first player to cover all of the circles and name the phonemes is the winner. The players could then swap their sheets and play again.



as in **s**un



as in **u**mbrella



as in **t**ent



as in **a**nt



as in **p**anda



as in fish




as in bat



as in egg



as in get



as in log



as in chick




as in horse



as in orange



as in necklace



as in cat



as in **d**ad




as in **r**at



as in **i**nsect



as in **m**um



as in **k**ing



as in thin



as in jelly



as in wig



as in van



as in chick



as in yellow



as in buzz



as in hill



as in zip



as in fuss



as in ship



as in ring



as in fluff



as in fox



as in queen



as in bee



as in boat



as in rain



as in high



as in snow
or bow



as in book
or spoon



as in **co**in



as in **ca**r



as in **cha**ir



as in **bo**rn



as in **nu**rse



as in **he**ar

To roll a split digraph you must roll both sounds on the dice in one go: (a-e) (e-e) (i-e) (o-e) (u-e)



as in kite



as in sea



as in pie



as in flew



as in cube



as in scene

To roll a split digraph you must roll both sounds on the dice in one go: (a-e) (e-e) (i-e) (o-e) (u-e)



as in *day*




as in *cake*



as in *key*



as in *toe*



as in *phone*



as in *blue*



as in girl



as in white



as in saw



as in her



as in pure



as in boy



as in saw



as in loud



as in sauce



as in elephant